

Aon KiwiSaver Scheme



Russell LifePoints® Moderate Fund

Fund update for the quarter ending 30 September 2021

This fund update was first made publicly available on 29 October 2021.

What is the purpose of this update?

This document tells you how the Russell LifePoints® Moderate Fund has performed and what fees were charged. The document will help you to compare the fund with other funds. Aon Saver Limited prepared this update in accordance with the Financial Markets Conduct Act 2013.

This information is not audited and may be updated.

Description of this fund

The Russell LifePoints® Moderate Fund aims to produce returns in excess of inflation by investing with a higher allocation to income assets than growth assets.

Total value of the fund	\$32,662,106
Number of investors in the fund	924
Date the fund started	30 September 2007

What are the risks of investing?

Risk indicator for the Russell LifePoints® Moderate Fund.



The risk indicator is rated from 1 (low) to 7 (high). The rating reflects how much the value of the fund's assets goes up and down. A higher risk generally means higher potential returns over time, but more ups and downs along the way.

To help you clarify your own attitude to risk, you can seek financial advice or work out your risk profile using our [Aon KiwiSaver Scheme risk profiler](#).

Note that even the lowest category does not mean a risk-free investment, and there are other risks that are not captured by this rating.

This risk indicator is not a guarantee of a fund's future performance. The risk indicator is based on the returns data for the five years to 30 September 2021. While risk indicators are usually relatively stable, they do shift from time to time. The risk indicator will continue to be updated in future fund updates.

See the Product Disclosure Statement (PDS) for more information about the risks associated with investing in this fund.

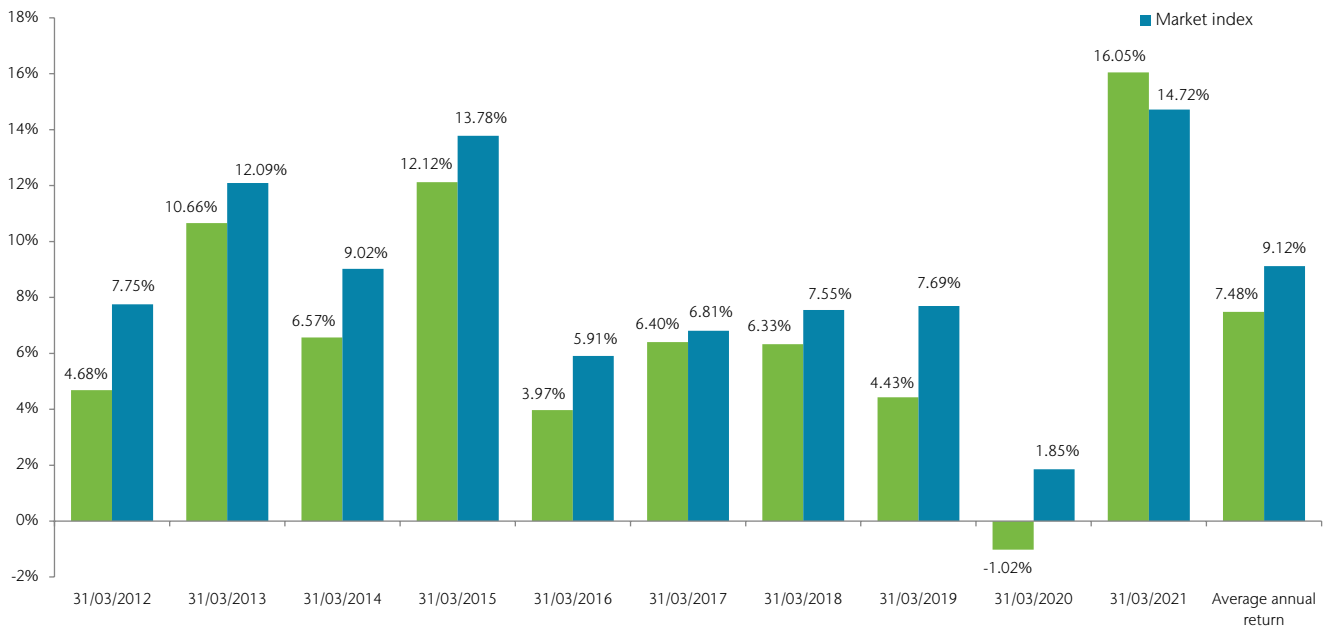
How has the fund performed?

	Average over past 5 years	Past year
Annual return (after deductions for charges and tax)	6.07%	8.04%
Annual return (after deductions for charges but before tax)	6.93%	8.16%
Market index annual return (reflects no deduction for charges and tax)	7.26%	6.94%

The market index return reflects a composite of benchmark index returns, weighted for the fund's target asset allocation. The benchmark indices used for each asset class are defined in the Statement of Investment Policy and Objectives (SIPO).

Additional information about the market index is in the SIPO available from the scheme register at disclose-register.companiesoffice.govt.nz.

Annual return graph



This shows the return after fund charges and tax for each of the last 10 years ending 31 March. The last bar shows the average annual return for the last 10 years, up to 30 September 2021¹.

Important: This does not tell you how the fund will perform in the future. Returns in this update are after tax at the highest prescribed investor rate (PIR) of tax for an individual New Zealand resident. Your tax may be lower.

What fees are investors charged?

Investors in the Russell LifePoints® Moderate Fund are charged fund charges. These fund charges are inclusive of GST, where applicable. In the year to 31 March 2021, these were:

	% of net asset value
Total fund charges	1.08%
Which are made up of:	
Total management and administration charges including:	
Manager's basic fee	0.94%
Other management and administration charges	0.14%
Total performance-based fees	0.00%
Other charges	
Annual membership fee	\$39.96*

* The annual membership fee was reduced to \$39.96 from 1 February 2021. Prior to this date the annual membership fee was \$49.80, or \$40 if you were under 18.

Investors may also be charged individual action fees for specific actions or decisions (for example, for withdrawing from or switching funds). See the 'Aon KiwiSaver Scheme Fees and other charges' document available from the offer register at disclose-register.companiesoffice.govt.nz for more information about those fees.

Small differences in fees and charges can have a big impact on your investment over the long term.

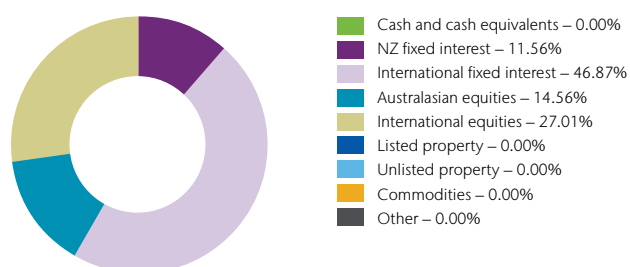
Example of how this applies to an investor

Jacob had \$10,000 in the fund at the start of the year and didn't make any further contributions. At the end of the year, Jacob received a return after fund fees and tax were deducted of \$804 (that's 8.04% of his initial \$10,000). Jacob also paid \$39.96 in membership fees. This gives Jacob a total return of \$764.04 for the year.

What does the fund invest in?

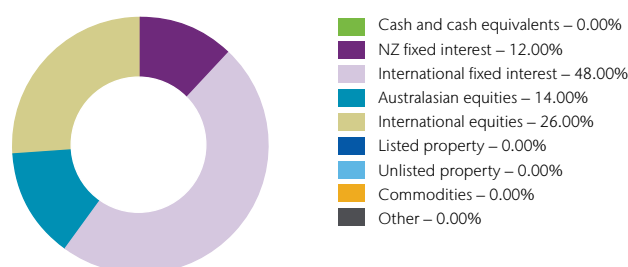
Actual investment mix

This shows the types of assets that the fund invests in.



Target investment mix

This shows the mix of assets that the fund generally intends to invest in.



Top 10 investments

	Asset name	Percentage of fund net assets	Asset class	Country	Credit rating (if applicable)
1	Russell Investments Global Fixed Interest Fund	46.87%	International fixed interest	New Zealand	
2	Russell Investments NZ Shares Fund	14.56%	Australasian equities	New Zealand	
3	Russell Investments Global Shares Fund	13.73%	International equities	New Zealand	
4	Russell Investments Hedged Global Shares Fund	13.28%	International equities	New Zealand	
5	Russell Investments NZ Fixed Interest Fund	11.56%	New Zealand fixed interest	New Zealand	

The Top 10 investments make up 100.00% of the fund.

Currency hedging

Currency hedging can apply to some of the asset classes this fund invests in.

The targeted level of currency hedging for international equities is 50%. Other global asset classes target a 100% hedge to the New Zealand dollar. As at 30 September 2021 the fund's unhedged foreign currency exposure was 13% of the net asset value of the fund. Refer to the Statement of Investment Policy and Objectives for more information which is available from the scheme register at disclose-register.companiesoffice.govt.nz.

Key personnel

This shows the employees or directors of the fund who have the most influence on the investment decisions of the fund.

Name	Current position	Time in current position	Previous or other position	Time in previous or other position
Helen McKenzie	Director, Aon Saver Limited	2 years, 5 months	Director, Superannuation Management Nominees Limited (current position)	4 years, 11 months
Enzo Cutrupi	Director, Aon Saver Limited	3 years, 10 months	Principal and Head of Product and Investment, Aon Australia (current position)	8 years, 6 months
Dennis Church	Director, Aon Saver Limited	2 years, 5 months	General Manager, Public Trust Corporate Trustee Services	9 years, 6 months
Simon Ferry	Manager of Retirement & Financial Management, Aon New Zealand	4 years, 5 months	Retirement Business Leader, Mercer Hong Kong	4 years
Amanda Beeslaar	Principal and Head of Retirement Products, Aon New Zealand	4 years, 3 months	Principal and KiwiSaver Sales and Service Manager, Aon New Zealand	9 years, 4 months

Further information

You can also obtain this information, the PDS for the Aon KiwiSaver Scheme, and some additional information from the offer register at disclose-register.companiesoffice.govt.nz.

Notes

1. The returns shown in the annual return graph at the top of page 2 for the periods ending 31 March 2015 to 31 March 2019 are less than those shown for the same periods in the Fund Updates issued prior to 31 December 2019 by approximately 0.15% in each case following a tax adjustment made in the quarter ending 31 December 2019.

Our helpdesk staff are available to assist you with any queries.

You can contact us by email at aonkiwisaver@linkmarketservices.com or by calling 0800 266 463.